



Golden Fin
protective
coating



Wi-Fi Kit
included



Demand
Response
Enabled



Sleep Mode
Do Not Disturb



relax, it's cool

INVENTOR OF MODERN
AIR CONDITIONING

ALLURE
Plus

Efficiency meets Luxury

Willis Carrier invented modern air conditioning in 1902 and the now-iconic brand bearing his name, has come to set new standards with the release of the Allure Plus series Inverter Hi-Wall split system.

With impressive Govt. Zoned Energy Star Ratings (ZERL) the new Inverter Hi Wall series Allure Plus, provides outstanding performance dynamics. Wi-Fi ready technology for optimum control flexibility, AEC (Active Energy Control) and an outdoor unit with a self-cleaning feature.

The Carrier Allure Plus really delivers a premium experience, inside and out.

The sleek curved design of the indoor unit impresses too with a refined character that blends in to suit any décor. It's quiet enough not to disturb your well-deserved afternoon nap or night's sleep yet supplies just the right amount of air conditioning to keep you comfortable.

These are just some of the elements that make up what is arguably the best Carrier Hi-Wall Inverter Split System to date.



High Achiever

Whether it's the bedroom, home office, study, kids room or guest room an Allure Plus series 2.6kW model features a stunning 6.5 ZERL star rating which will deliver great air conditioning allowing your family to relax, stay cool and be energy efficient too, now that's a win-win!



*Cooling mode only



MODE SET

Cool, Heat, Dry, Auto

ON | OFF

SET FUNCTIONS

Fresh, Sleep, Follow Me, AP mode

SWING

Starts and stops Horizontal Louver

FAN SPEED

Silence, Low, Med, High, Auto

TURBO

Press for 1 second to activate fast cooling or heating. Press for 2 more seconds to activate Self-Clean

ECO GEAR

Energy efficient mode

TEMPERATURE UP

Max. Temp. 30°

TIMER

Press to set the timer on or off

TEMPERATURE DOWN

Min. Temp. 16°

BREEZE AWAY

Avoid the direct air flow blowing on the body

CLEAN

Active clean

LED

Turns on / off LED on indoor unit



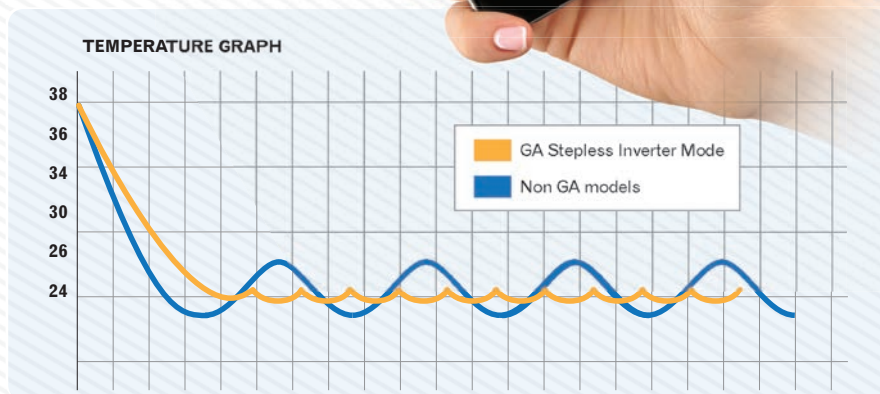
Carrier Comfort Connect

Take control of your climate remotely through the Wi-Fi Ready APP on your smartphone. With just a simple swipe, you will be able to turn the air conditioner on/off and select the appropriate mode and temperature. Set timers for the week using the smartphone APP.



Stepless Comfort

The frequency of Inverter air conditioners fluctuates during operation, leading to variations in room temperature. However, the Allure Plus series with its GA Stepless compressor frequency is so smooth that room temperature variations are barely noticeable.



COOLING:

Even at temperatures of up to **50°C**, the system can still provide cooling without any interruptions.


HEATING:

The system will continue heating even at temperatures as low as **-15°C**.



Golden Fin

The anti corrosive coating on the outdoor unit heat exchangers have a special protective coating designed to resist water droplets settling and forming rust and effective in some seaside locations. 5-layer precision structure on the indoor unit features anti-corrosion, self-lubrication, and self-cleaning function for higher efficiency.



UV Lamp

The UV lamp helps keep your system clean by eradicating bacteria, mold, and mildew so they do not become airborne and circulate throughout your home.




Smart Diagnosis

Smart Diagnosis automatically tests 97 functions via the mobile APP. Once a problem is detected, the air conditioner will display the error code "EC". Alternatively, you can give your air conditioner a self check by simply swiping your finger on the APP to see if any maintenance is needed. It's almost like having your own personal technician on call 24 hrs a day!



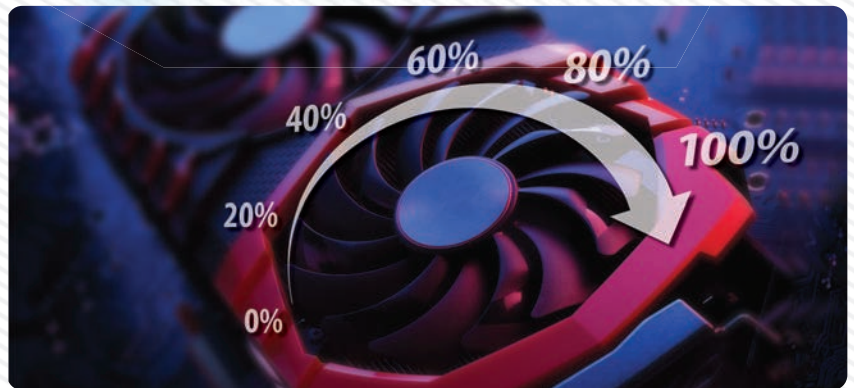
Sprint Activation

Like an athlete sprinting to the finish line, this technology enables the compressor to achieve maximum frequency in just a few short seconds upon start up, providing you immediate and powerful cooling/heating.



Variable Fan Speeds

By using your remote control, you can adjust the fan speed from zero to 100% enjoying a more comfortable experience through the use of a virtually continuous and seamless fan motor.



Follow Me

The remote controller has a special sensor built into it, and so it knows your desired temperature, wherever you take it in the air-conditioned room. So, if you are sitting on the couch relaxing, and move to another part of the room the set temperature will follow you.



Active Clean

Active Clean Technology washes away dust, mould, and grease that may cling to the indoor unit heat exchanger by automatically producing more condensate water then freezing it, then thawing and airing it dry. It's a robust process taking 20-45 minutes – now that's clean!



Breeze Avoid

Avoid the air blowing directly on you by using the remote to rapidly and easily adjust the air flow direction.



Active Energy Control

Active Energy Control offers three operating power options: 50%, 75%, and 100%. You can choose the power level to suit your energy needs.



3D Air Flow*

The 3D air flow function circulates the air around the room swiftly and calmly to those hard to reach areas.

*5kW and above models.



Sleep Mode

In cooling or heating mode the system will regulate the air around you throughout the night automatically adjusting the temperature and fan speeds to suit the set mode, without you even noticing.

In heating mode in case the outside temperature drops suddenly the unit increases the temperature without blowing cold air. After 8 hours the system turns night mode off and returns to normal operation.




Leak Detection

The Allure Plus series has a number of functions designed to keep you safe and identify a system glitch, and in the unlikely case of a refrigerant leak the system will automatically stop and display the error code on the indoor unit your controller and the APP.




Clever outdoor unit

The outdoor fan motor will rotate in reverse once the unit stops, assisting in the removal of dust, dirt and other particles which may be present outside, helping to keep the outdoor unit clean and running effectively and efficiently.




Voltage Stability

Increased reliability and protection via the upgraded main PCB (Power Circuit Board) improves stability with its ability to tolerate voltage fluctuations from as low as 150V and up to 260V.



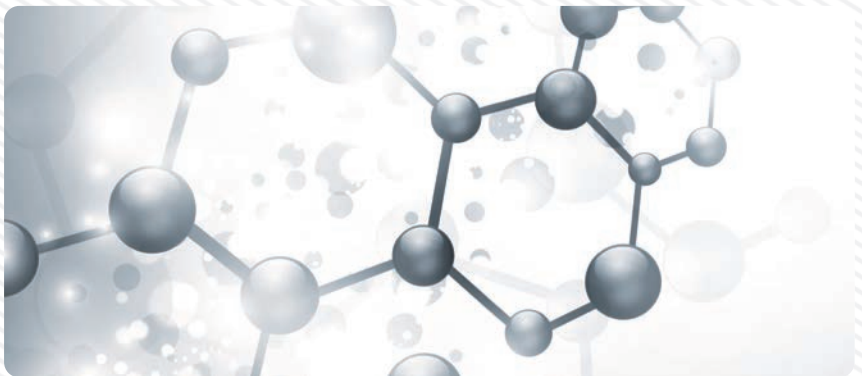
“Micro fin” Tube

By using the micro fin tube the number of grooves inside the heat exchanger is increased and permits greater heat transfer area improving the Allure's efficiency particularly in cooling mode. This is one of the secrets behind its high energy star rating.




Fire-resistant Electronics

Safety is a key ingredient for Carrier so, the electric control box uses tough ABS material built to the 5VA flame retardant rating, and the outer surface is encased with sheet metal to keep the electric control box isolated and fire-resistant.



Fan blade design

Outdoor unit fan design optimisation is one of the factors of improved energy efficiency, it does so by delivering the necessary air volume for optimum product performance and reduced sound levels that shouldn't disturb you or your neighbours.



Great for the Study or Home Office | 2.0kw

INDOOR MODEL	OUTDOOR MODEL	ZONE	SIZING	COOLING STARS	HEATING STARS
		HOT	9-12M ²	5.5 ★★★★★★	3.5 ★★★★★
		AVG.	9-14M ²	5.0 ★★★★★	3.0 ★★★★★
		COLD	9-16M ²	5.0 ★★★★★	2.5 ★★★★★


Kids or Guest Room | 2.6kw

INDOOR MODEL	OUTDOOR MODEL	ZONE	SIZING	COOLING STARS	HEATING STARS
		HOT	9-18M ²	6.5 ★★★★★★	4.0 ★★★★★
		AVG.	9-20M ²	6.0 ★★★★★	3.5 ★★★★★
		COLD	9-23M ²	6.5 ★★★★★★	3.0 ★★★★★

Master Suite | 3.5kw

INDOOR MODEL	OUTDOOR MODEL	ZONE	SIZING	COOLING STARS	HEATING STARS
		HOT	17-26M ²	5.0 ★★★★★	4.0 ★★★★★
		AVG.	17-28M ²	5.0 ★★★★★	3.0 ★★★★★
		COLD	17-31M ²	5.0 ★★★★★	2.5 ★★★★★



Ideal for Sitting Room or Home Theatre | 5.0kw

INDOOR MODEL	OUTDOOR MODEL	ZONE	SIZING	COOLING STARS	HEATING STARS
		HOT	25-36M ²	4.0 ★★★★★	3.0 ★★★★★
		AVG.	25-40M ²	4.0 ★★★★★	2.5 ★★★★★
		COLD	25-45M ²	4.0 ★★★★★	2.0 ★★★★★

Family Rumpus Room | 6.0kw

INDOOR MODEL	OUTDOOR MODEL	ZONE	SIZING	COOLING STARS	HEATING STARS
		HOT	35-43M ²	4.0 ★★★★★	3.0 ★★★★★
		AVG.	35-48M ²	4.0 ★★★★★	2.0 ★★★★★
		COLD	35-54M ²	4.0 ★★★★★	1.5 ★★★★★

Dining or Entertaining Room | 7.0kw

INDOOR MODEL	OUTDOOR MODEL	ZONE	SIZING	COOLING STARS	HEATING STARS
		HOT	38-49M ²	3.5 ★★★★★	3.0 ★★★★★
		AVG.	38-54M ²	3.5 ★★★★★	2.5 ★★★★★
		COLD	38-62M ²	4.0 ★★★★★	2.0 ★★★★★

Multi Purpose Space | 8.0kw

INDOOR MODEL	OUTDOOR MODEL	ZONE	SIZING	COOLING STARS	HEATING STARS
		HOT	45-61M ²	3.5 ★★★★★	3.0 ★★★★★
		AVG.	45-67M ²	3.5 ★★★★★	2.5 ★★★★★
		COLD	45-71M ²	3.5 ★★★★★	2.0 ★★★★★

This sizing table is strictly a guide only, it is recommended to contact a qualified Carrier Dealer to correctly assess your individual needs.
It assumes an average brick veneer house with; average size windows; insulated walls and ceiling; North West facing aspect and a ceiling height of 2.4M.

ALLURE Plus Specifications

	Model Number - System		53QHG020N8-1	53QHG026N8-1	53QHG035N8-1	53QHG050N8-1	53QHG060N8-1	53QHG070N8-1	53QHG080N8-1
	- Indoor		42QHG020N8-1	42QHG026N8-1	42QHG035N8-1	42QHG050N8-1	42QHG060N8-1	42QHG070N8-1	42QHG080N8-1
	- Outdoor		38QHG020N8	38QHG026N8	38QHG035N8	38QHG050N8	38QHG060N8	38QHG070N8-1	38QHG080N8-1
	Refrigerant Type		R32						
	Refrigerant amout	gm	620	900		1260		1400	
	Power Supply	Volts-Phase-Hz	220-240V, 1Ph,50Hz						
COOLING	Capacity - Rated	kW	2	2.65	3.50	5.00	6.00	7.00	7.75
	Capacity - Range (Min / Max)	kW	0.74/3.43	0.98/3.90	1.00/3.79	2.35/5.83	2.76/6.00	3.20/8.00	3.20/8.00
	Power Input - Rated	kW	0.43	0.53	0.79	1.36	1.77	2.00	2.30
	Power Input - Range	kW	0.16/1.06	0.18/1.05	0.18/1.03	0.48/1.88	0.58/1.88	0.67/2.65	0.67/2.65
	Seasonal Efficiency (Hot / Average / Cold)	Star Rating	5.5 / 5 / 5	6.5 / 6 / 6.5	5 / 5 / 5	4 / 4 / 4	4 / 4 / 4	3.5 / 3.5 / 4	3.5 / 3.5 / 3.5
	Operating Current	A	2.01	2.50	3.50	6.00	7.90	8.62	10.00
HEATING	Capacity - Rated	kW	2.20	2.75	3.75	5.35	6.20	7.60	8.20
	Capacity - Range (Min / Max)	kW	0.86/4.36	1.02/4.21	1.06/4.55	2.41/6.03	2.41/6.40	2.26/8.82	2.26/8.82
	Powr Input - Rated	kW	0.46	0.53	0.83	1.46	1.82	2.07	2.30
	Power Input - Range	kW	0.16/1.29	0.16/1.49	0.17/1.45	0.46/2.00	0.46/2.00	0.47/2.91	0.47/2.91
	Seasonal Efficiency (Hot / Average / Cold)	Star Rating	3.5 / 3 / 2.5	4 / 3.5 / 3	4 / 3 / 2.5	3 / 2.5 / 2	3 / 2 / 1.5	3 / 2.5 / 2	3 / 2.5 / 2
	Operating Current	A	2.12	2.31	3.68	6.52	8.20	9.04	9.98
INDOOR UNIT	Dimension (W×D×H)	mm	729x200x292	802x200x295		971x228x321		1082x234x337	
	Net Weight	kg	8.0	8.5		11.2		13.5	
	Cooling Airflow (Hi/Mi/Lo)	l/s	128/94/75	139/100/83	147/106/86	222/167/139		335/235/186	
	Moisture Removal	L/hr	0.48	0.50	0.87	1.73	2.47	2.24	2.92
	Sound Pressure (Hi/Mi/Lo) - 1m	dB(A) (@spl)	38/31.5/30	37/31/29	39/32.5/30	44.5/38/34.5		50/42/26.5	
OUTDOOR UNIT	Dimension (W×D×H)	mm	765x303x555	805x330x554		890x342x673			
	Net Weight	kg	26.5	32.2		37.9		42.4	
	Inverter Compressor	Rotary	SINGLE						
	Fan Motor Output	W	34			80			
	Cooling - (Sound Pressure) (H) at 1m distance	dB(A) (@spl)	55.5	54	55.5	59.5		60.5	
	Cooling Sound Power (H)	dB(A)	54	58	59	66	65	67	69
	Cooling Usable Temperature Range	Celsius	0~50						
	Heating Usable Temperature Range	Celsius	-15~24						
PIPE SIZE	Liquid Line Ø/Gas Line Ø	mm	6.35 / 9.52			6.35 / 12.7		6.35 / 15.9	
	Coupler Style		Flare Joint						
	Minimum Length	m	3						
	Maximum Length	m	25			30		50	
	Pre-Charge Length	m	5						
	Maximum Height Difference (Above/Below)	m	10			20		25	



2-Way Draining



Auto Restart function



Filter Cleaning Reminder



Golden Fin protective coating



Louver Position Memory



Quiet



Sleep Mode Do Not Disturb



Timer



Wired Control



Compound Filter



Demand Response Enabled Device



AHIC is committed to continuously improving its product to ensure the highest quality and reliability standards, and to meet local regulations and market requirements.

Product specifications in this brochure are only indicative and are subject to change. These are not intended to be used in place of the engineering or installation book.

All features and specifications are subject to change without prior notice.

All images provided in this catalogue are used for illustration purposes only.

Cooling and heating capacities mentioned for the products are nominal capacities at standard operating conditions.

Catalogue Part number: QHG 20221104

Equipment rates in accordance with MEPS GEMS 2019 Determination

Auckland Head Office Wellington Branch

207-211 Station Road
Penrose 1061 Auckland
Tel: 09 355 6720

Cnr Jarden Mile &
McCormack Place
Wellington
Tel: 04 473 5990

Christchurch Branch

23 Iversen Terrace
Waltham Christchurch
Tel: 03 379 0894

Napier Branch

31 Ford Road
Napier
Tel: 06 561 0183

Dunedin Branch

56 Fox Street
Dunedin
Tel: 03 552 0401

www.ahi-carrier.co.nz

ALLURE
Plus

Carrier

New Zealand's First

7 YEAR
WARRANTY