



INSTRUCTIONS


Part List



5.put the connecting bar on the bottom of the support bar in position as photo, install the pin bolt in the upper hole

6.install the bolt and tight it in the lower hole

Installation Steps



1.put the 6 straps on the plastic mount

2.put the bike holder on the top of support bar in position as photo

3.install the pin bolt in the upper hole

4.install the bolt and tight it in the lower hole

FINAL ASSEMBLY POSITION

